




# **Sidesloper**® Pumps

Manufactured by GunnCo Pumps & Control, Inc.

**Designed Specifically for Landfill  
Leachate Applications**



# **Sidesloper**® Pumps

Manufactured by GunnCo Pumps & Control, Inc.

770.889.7114

515 Industrial Way | Cumming, GA 30040

[www.gunnco.com](http://www.gunnco.com)



# Sidesloper® Pumps

Manufactured by GunnCo Pumps & Control, Inc.

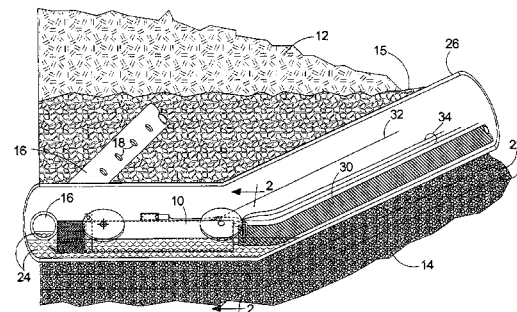
## Designed Specifically for Landfill Leachate Applications

**Sidesloper® leachate pumps** have been providing reliable service for many years in landfills and have proven to be an excellent choice for the challenges encountered in this specialized application.


Sidesloper® Pre-Engineered pumps are available in a range of sizes from 10 GPM to over 75 GPM with discharge pressures to over 100 PSI.

Designed for use in 18" to 24" size HDPE riser pipes, these pumps can be customized for use in much smaller or larger size riser pipes if needed.

Vertical Perforated Screens are available as full screens for high debris and Vertical cooling screens are available for applications with motors 2 HP and larger.



### Patented Design Features



### Pre Engineered Control Panels

#### GC100 CONTROL PANELS

The Sidesloper® GC100 control panels are TRANSDUCER based design for SIDE SLOPE and VERTICAL wells and offers reliable and economical level indication, pump control, and safe operator access in a basic quality package.



- ▶ NEMA 4 Steel or 4x stainless steel
- ▶ Interior mounted operator controls
- ▶ User friendly level controller
- ▶ Intrinsically safe
- ▶ Large 30MM indicating lights
- ▶ Elapsed hour meter standard
- ▶ Motor and control circuit breakers
- ▶ Phase sensitive motor overload
- ▶ LED top and high level light
- ▶ Surge protected submersible transducer
- ▶ Optional window
- ▶ Flow meter option available

#### GF100 CONTROL PANELS

The Sidesloper® GF100 control panels are a FLOAT based design for VERTICAL wells and offers reliable and economical level control, pump control, and safe operator access in a basic quality package.



- ▶ NEMA 4 Steel or 4x stainless steel
- ▶ Interior mounted operator controls
- ▶ Intrinsically safe ON/OFF/high levels
- ▶ Large 30MM indicating lights
- ▶ Elapsed hour meter standard
- ▶ Motor and control circuit breakers
- ▶ Phase sensitive motor overload
- ▶ LED top high level light
- ▶ Reliable float sensors
- ▶ Optional window
- ▶ Flow meter option available

### Pre-Engineered Packages

Sidesloper® pre-engineered packages offer all of the necessary items for a proper professional installation resulting in proper operation, reliability, accessibility, and safe operation.

- ▶ Discharge packages for hose and pipe
- ▶ Junction boxes for power and level and flow sensors
- ▶ Mounting supports for control panels and junction boxes
- ▶ Riser pipe discharge exit fittings
- ▶ Cable seal fittings and conduit seal off packages
- ▶ Riser flow meter sensor assemblies
- ▶ Conduit kits



Engineered Control Panel Series GC100 and GF101 available to meet your engineered requirements.